

# II. Largo

Concerto RV 93  
Antonio Vivaldi (1678-1741)

4/4

TAB

3 23 5 3 25 20 23 0 75 3 2 5 3 25 20 0 5

0 0 0 0 0 0 0 0 0 0 0 0 0 0 0

4 2 2 1

TAB

5 20 5 20 7 5 7 7 7 5 7 7 7 57 5 7 57 5 3 5 5 5 3 5 5

0 0

4 1 2 1 3 3 2 1

TAB

5 3 5 3 5 3 4 5 7 5 4 0 3 2 2 4 2 2 0 2 5 2 0 2 2 0 2 2 0 2

2 2 2 2 7 0

4 1 3 2 2 4 2 1 2 1 4

TAB

5 7 5 7 5 7 5 7 5 4 7 5 3 2 0 2 0 5 2 0 4 5 5

0 0

2 4 1 4 2 2 3

TAB

3 5 4 5 8 7 8 3 2 2 5 3 2 5 3 2 4 2 2 2 2 2 2 2 2 2 2 2 2 2 2 2 2 2

0 0

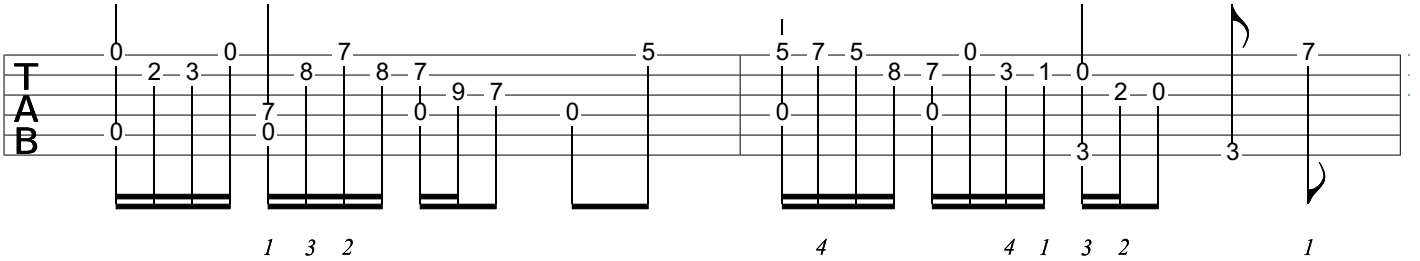
1 2 3 4 2 4 2 3

TAB

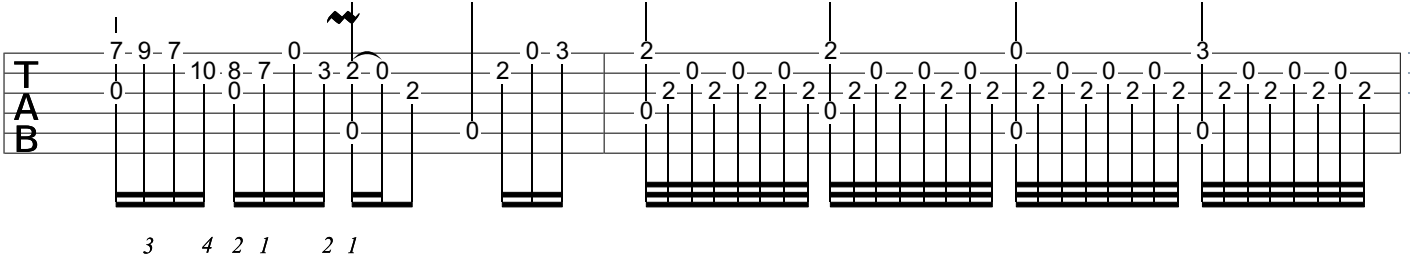
7 7 8 7 8 7 8 7 7 8 7 8 7 7 0 3 3 (2) 4 0 3 3 2 3 5 3 2 5 2

7 7 7 7 7 7 7 7 7 7 7 7 7 7 0 4 2 0 0 0 0 0 0 0 0 0 0 0 0 0 0 0

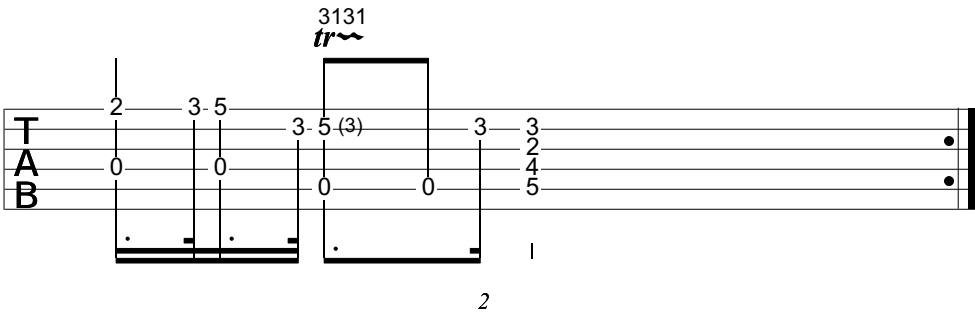
1 2 2 1



First system of guitar TAB notation. The top staff shows a sequence of notes: 0, 2-3, 0, 7, 8, 7, 8-7, 9-7, 0, 5, 5-7-5, 8-7, 0, 3-1-0, 2-0, 3, 7. The bottom staff shows fretting patterns. Fingerings are indicated below: 1 3 2, 4, 4 1 3 2, 1.



Second system of guitar TAB notation. The top staff shows notes: 7-9-7, 10-8-7, 0, 3-2-0, 2, 2, 0-3, 2, 2, 0-0-0, 2, 2, 0-0-0, 0, 0-0-0-0, 2, 3, 0-0-0, 0-2. The bottom staff shows fretting patterns. Fingerings are indicated below: 3 4 2 1, 2 1.



Third system of guitar TAB notation. The top staff shows notes: 2, 3-5, 3-5(3), 3, 3. The bottom staff shows fretting patterns. A trill is marked with "tr" and "3131" above a bracket. Fingerings are indicated below: 1, 2.